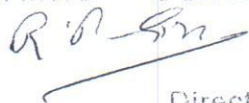


Introductory sub-table (I)(a)			
Name of the Company: Durgesh Merchants Limited			
Scrip Code, Name of the scrip, class of security: N.A.			
Quarter ended: 31ST DECEMBER,2012			
Partly paid-up shares:-	No. of partly paid-up shares	As a % of total no. of partly paid-up shares	As a % of total no. of shares of the company
Held by promoter/promoter group	0	0	0
Held by public	0	0	0
	0	0	0
Total	0	0	0
Outstanding convertible securities:-	No. of outstanding securities	As a % of total no. of outstanding convertible securities	As a % of total no. of shares of the company, assuming full conversion of the convertible securities
Held by promoter/promoter group	0	0	0
Held by public	0	0	0
	0	0	0
Total	0	0	0
Warrants:-	No. of warrants	As a % of total no. of warrants	As a % of total no. of shares of the company, assuming full conversion of warrants
Held by promoter/promoter group	0	0	0
Held by public	0	0	0
	0	0	0
Total	0	0	0
Total paid-up capital of the company, assuming full conversion of warrants and convertible securities	4960000		

For Durgesh Merchants Limited



Director

Statement Showing Shareholding Pattern								
Category code	Category of Shareholder	Number of Shareholders	Table (I)(a)		Total shareholding as a percentage of total number of shares		Shares Pledged or otherwise encumbered	
			Total number of shares	Number of shares held in dematerialized form	As a percentage of (A+B) ¹	As a percentage of (A+B+C)	Number of shares	As a percentage
(I)	(II)	(III)	(IV)	(V)	(VI)	(VII)	(VIII)	(IX) = (VIII)/(IV)*100
(A)	Shareholding of Promoter and Promoter							
1	Indian							
(a)	Individuals/ Hindu Undivided Family	5	47600	0	9.60	9.60	0	0.00
(b)	Central Government/ State Government(s)	0	0	0	0.00	0.00	0	0.00
(c)	Bodies Corporate	0	0	0	0.00	0.00	0	0.00
(d)	Financial Institutions/ Banks	0	0	0	0.00	0.00	0	0.00
(e)	Any Others(Specify)	0	0	0	0.00	0.00	0	0.00
(e-i)								
(e-ii)								
	Sub Total(A)(1)	5	47600	0	9.60	9.60	0	0.00
2	Foreign							
a	Individuals (Non-Residents Individuals/ Foreign Individuals)	0	0	0	0.00	0.00	0	0.00
b	Bodies Corporate	0	0	0	0.00	0.00	0	0.00
c	Institutions	0	0	0	0.00	0.00	0	0.00
d	Qualified Foreign Investor	0	0	0	0.00	0.00	0	0.00
	Any Others(Specify)	0	0	0	0.00	0.00	0	0.00
e-i								
e-ii								
	Sub Total(A)(2)	0	0	0	0.00	0.00	0	0.00
	Total Shareholding of Promoter and	5	47600	0	9.60	9.60	0	0.00
(B)	Public shareholding							
1	Institutions							
(a)	Mutual Funds/ UTI	0	0	0	0.00	0.00	0	0.00
(b)	Financial Institutions / Banks	0	0	0	0.00	0.00	0	0.00
(c)	Central Government/ State Government(s)	0	0	0	0.00	0.00	0	0.00
(d)	Venture Capital Funds	0	0	0	0.00	0.00	0	0.00
(e)	Insurance Companies	0	0	0	0.00	0.00	0	0.00
(f)	Foreign Institutional Investors	0	0	0	0.00	0.00	0	0.00
(g)	Foreign Venture Capital Investors	0	0	0	0.00	0.00	0	0.00
(h)	Qualified Foreign Investor	0	0	0	0.00	0.00	0	0.00
(i)	Any Other (specify)	0	0	0	0.00	0.00	0	0.00
(i-i)		0	0	0	0.00	0.00	0	0.00
(i-ii)								
	Sub-Total (B)(1)	0	0	0	0.00	0.00	0	0.00
B 2	Non-institutions							
(a)	Bodies Corporate	4	77300		15.58	15.58	0	0.00
(b)	Individuals							
	Individuals -i. Individual shareholders holding nominal share capital up to Rs 1 lakh	202	246450		49.69	49.69	0	0.00
	ii. Individual shareholders holding nominal share capital in excess of Rs 1 lakh.	8	124650		25.13	25.13	0	0.00
(c)	Qualified Foreign Investor	0			0.00	0.00	0	0.00
(d)	Any Other (specify)	0			0.00	0.00	0	0.00
(d-i)								
(d-ii)								
	Sub-Total (B)(2)	214	448400	0	90.40	90.40	0	0.00
(B)	Total Public Shareholding (B)= (B)(1)+(B)(2)	214	448400	0	90.40	90.40	0	0.00
	TOTAL (A)+(B)	219	496000	0	100.00	100.00	0	0.00
(C)	Shares held by Custodians and against which Depository Receipts have been issued							
1	Promoter and Promoter Group	0	0	0	0	0.00	0	0.00
2	Public	0	0	0	0	0.00	0	0
	Sub-Total (C)	0	0	0	0	0	0	0
	GRAND TOTAL (A)+(B)+(C)	219	496000	0		100.00	0	0.00

For Durgesh Marketing Limited

R. P. Singh

Director

(I)(b) Statement showing holding of securities (including shares, warrants, convertible securities) of persons belonging to the category "Promoter and Promoter Group"											
Sr.	Name of the shareholder	Details of Shares held		Encumbered shares (*)			Details of warrants		Details of convertible securities		Total shares (including underlying shares assuming full conversion of warrants and convertible securities) as a % of diluted share capital
		Number of shares held	As a % of grand total (A)+(B)+(C)	No.	As a percentage	As a % of grand total (A)+(B)+(C) of sub-clause (I)(a)	Number of warrants held	As a % total number of warrants of the same class	Number of convertible securities held	As a % total number of convertible securities of the same class	
(I)	(II)	(III)	(IV)	(V)	(VI)=(V)/(III)*100	(VII)	(VIII)	(IX)	(X)	(XI)	(XII)
1	Anuj Garg	12000	2.42		0.00	0.00		0	0	0	0
2	R.P. Garg	12500	2.52		0.00	0.00		0	0	0	0
3	Ajay Garg	500	0.10		0.00	0.00		0	0	0	0
4	Kiran Garg	12600	2.54		0.00	0.00		0	0	0	0
5	Pawan Garg	10000	2.02		0.00	0.00		0	0	0	0
TOTAL		47600	9.60	0	0.00	0.00	0	0	0	0	0

(* The term "encumbrance" has the same meaning as assigned to it in regulation 28(3) of the SAST Regulations, 2011

For Durgesh Merchants Limited

R. P. Garg

Director

(I)(c)(i) Statement showing holding of securities (including shares, warrants, convertible securities) of persons belonging to the category "Public" and holding more than 1% of the total number of shares

Sr. No.	Name of the shareholder	Number of shares held	Shares as a percentage of total number of shares {i.e., Grand Total (A)+(B)+(C) indicated in Statement at para (I)(a) above}	Details of warrants		Details of convertible securities		Total shares (including underlying shares assuming full conversion of warrants and convertible securities) as a % of diluted share capital
				Number of warrants held	As a % total number of warrants of the same class	Number of convertible securities held	% w.r.t total number of convertible securities of the same class	
1	Anita Bhagwanani	9800	1.98	0	0	0	0	0
2	Anuradha Jain	20000	4.03	0	0	0	0	0
3	Ashim Jain	7500	1.51	0	0	0	0	0
4	Ayesha Bhagwanani	13000	2.62	0	0	0	0	0
5	B.K. Jain	6000	1.21	0	0	0	0	0
6	Best Traders Ltd.	18900	3.81	0	0	0	0	0
7	Bright Agro Mills Ltd.	13000	2.62	0	0	0	0	0
8	Champa Devi Kantoor	9000	1.81	0	0	0	0	0
9	Gian Kumari Jain	9000	1.81	0	0	0	0	0
10	Janardhan Gupta	5000	1.01	0	0	0	0	0
11	Kanchan Rastogi	5000	1.01	0	0	0	0	0
12	Km. Parul U/G of Makhan Lal	7900	1.59	0	0	0	0	0
13	Komal Khurana	5000	1.01	0	0	0	0	0
14	Lachman Dass Khantoor	9000	1.81	0	0	0	0	0
15	Loveena Bhagwanani	13000	2.62	0	0	0	0	0
16	Kavita Arora	5000	1.01	0	0	0	0	0
17	Nalini Bansal U/G B.B Bansal	8000	1.61	0	0	0	0	0
18	Nishi Rastogi	5000	1.01	0	0	0	0	0
19	P.K Jain	5500	1.11	0	0	0	0	0
20	Parul Jain	5000	1.01	0	0	0	0	0
21	Piyush Jain	5000	1.01	0	0	0	0	0
22	Priti Bansal U/G B.B Bansal	8000	1.61	0	0	0	0	0
23	R.C. Sood HUF	21450	4.32	0	0	0	0	0
24	Rajhans Exports Pvt. Ltd.	45000	9.07	0	0	0	0	0
25	Resham Khurana	5000	1.01	0	0	0	0	0
26	Rohit Bansal U/G B.B Bansal	8000	1.61	0	0	0	0	0
27	Sharda Rani Mehta	18000	3.63	0	0	0	0	0
28	Sheela Bhagwanani	11700	2.36	0	0	0	0	0
29	Sheetal Jain	13500	2.72	0	0	0	0	0
30	Shrishti Dhir	5000	1.01	0	0	0	0	0
31	Shveta Khantoor U/G Ashok Khantoor	5000	1.01	0	0	0	0	0
32	Sidharth Jain	8000	1.61	0	0	0	0	0
33	Sonia Jain	14000	2.82	0	0	0	0	0
34	Sunanda Agarwal	9000	1.81	0	0	0	0	0
35	Ved Prakash Mehta	5000	1.01	0	0	0	0	0
36	Vibha Singhal	7000	1.41	0	0	0	0	0
37	Vicky Bansal U/G M.L. Bansal	5500	1.11	0	0	0	0	0
TOTAL		373750	75.35	0	0	0	0	0

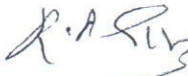
For Durgam Ch... Limited

R.R. Singh


Director

(I)(c)(ii) Statement showing holding of securities (including shares, warrants, convertible securities) of persons (together with PAC) belonging to the category "Public" and holding more than 5% of the total number of shares of the company								
Sr. No.	Name(s) of the shareholder(s) and the Persons Acting in Concert (PAC) with them	Number of shares	Shares as a percentage of total number of shares {i.e., Grand Total (A)+(B)+(C) indicated in Statement at para (I)(a) above}	Details of warrants		Details of convertible securities		Total shares (including underlying shares assuming full conversion of warrants and convertible securities) as a % of diluted share capital
				Number of warrants	As a % total number of warrants of the same class	Number of convertible securities held	% w.r.t total number of convertible securities of the same class	
1	Rajhans Exports Pvt. Ltd.	45000	9.07		0	0	0	0
TOTAL		45000	9.07	0	0	0	0	0

For Durgesh Merchants Limited


 Director

(I)(d) Statement showing details of locked-in shares			
Sr. No.	Name of the shareholder	Number of locked-in shares	Locked-in shares as a percentage of total number of shares (i.e., Grand Total (A)+(B)+(C) indicated in Statement at para (I)(a) above)
1	N.A.	0	0.00
2	N.A.	0	0.00
3	N.A.	0	0.00
4	N.A.	0	0.00
5	N.A.	0	0.00
6	N.A.	0	0.00
7	N.A.	0	0.00
8	N.A.	0	0.00
9	N.A.	0	0.00
TOTAL		0	0.00

For Durgesh Merchants Limited

 Director

(II)(a) Statement showing details of Depository Receipts (DRs)				
Sr. No.	Type of outstanding DR (ADRs, GDRs, SDRs, etc.)	Number of outstanding DRs	Number of shares underlying outstanding DRs	Shares underlying outstanding DRs as a percentage of total number of shares (i.e., Grand Total (A)+(B)+(C) indicated in Statement at para (I)(a) above)
1	N.A.	0	0	0.00
2	N.A.	0	0	0.00
3	N.A.	0	0	0.00
4	N.A.	0	0	0.00
5	N.A.	0	0	0.00
6	N.A.	0	0	0.00
7	N.A.	0	0	0.00
8	N.A.	0	0	0.00
9	N.A.	0	0	0.00
TOTAL		0	0	0.00

For Durgesh Merchants Limited

R.P. Sin

Director

(II)(b) Statement showing holding of Depository Receipts (DRs), where underlying shares held by "promoter/promoter group" are in excess of 1% of the total number of shares				
Sr. No.	Name of the DR Holder	Type of outstanding DR (ADRs, GDRs, SDRs, etc.)	Number of shares underlying outstanding DRs	Shares underlying outstanding DRs as a percentage of total number of shares (i.e., Grand Total (A)+(B)+(C) indicated in Statement at para (I)(a) above)
1	N.A.	N.A.	0	0.00
2	N.A.	N.A.	0	0.00
3	N.A.	N.A.	0	0.00
4	N.A.	N.A.	0	0.00
5	N.A.	N.A.	0	0.00
6	N.A.	N.A.	0	0.00
7	N.A.	N.A.	0	0.00
8	N.A.	N.A.	0	0.00
9	N.A.	N.A.	0	0.00
TOTAL			0	0.00

For Director R. P. S. S. Limited
 Director