

DURGESH MERCHANTS LIMITED

Regd. Office: D-220, Basement, Defence Colony, New Delhi-110024, Ph: 011-68888824
 Email ID: durgeshmerchants@gmail.com, CIN: L51219DL1984PLC248322, Website: www.durgeshmerchantsltd.com



Introductory sub-table (I)(a)

Name of the Company: Durgesh Merchants Limited



Scrip Code, Name of the scrip, class of security: 14337, Equity Shares

Quarter Ended: 30th September, 2015

Partly paid-up shares:-	No. of partly paid-up shares	As a % of total no. of partly paid-up shares	As a % of total no. of shares of the company
Held by promoter/ promoter group	0	0	0
Held by public	0	0	0
Total	0	0	0
Outstanding convertible securities:-	No. of outstanding securities	As a % of total no. of outstanding securities	As a % of total no. of shares of the company, assuming full conversion of the convertible securities
Held by promoter/ promoter group	0	0	0
Held by public	0	0	0
Total	0	0	0
Warrants:-	No. of warrants	As a % of total no. of warrants	As a % of total no. of shares of the company, assuming full conversion of warrants
Held by promoter/ promoter group	0	0	0
Held by public	0	0	0
Total	0	0	0
Total paid-up capital of the Company, assuming full conversion of warrants and convertible securities	26,700,000	-	-

Statement Showing Shareholding Pattern								
Category code	Category of Shareholder	Number of Shareholders	Total number of shares	Number of shares held in dematerialized form	Table (I)(a)		Shares Pledged or otherwise encumbered	
					Total shareholding as a percentage of total number of shares		Number of shares	As a percentage
					As a percentage of (A+B) ¹	As a percentage of (A+B+C)		
(i)	(ii)	(iii)	(iv)	(v)	(vi)	(vii)	(viii)	(ix) = (viii)/(iv) * 100
(A)	Shareholding of Promoter and Promoter Group ²							
1	Indian							
(a)	Individuals/ Hindu Undivided Family	4	75600	0	2.83	2.83	0	0.00
(b)	Central Government/ State Government(s)	0	0	0	0.00	0.00	0	0.00
(c)	Bodies Corporate	0	0	0	0.00	0.00	0	0.00
(d)	Financial Institutions/ Banks	0	0	0	0.00	0.00	0	0.00
(e)	Any Others(Specify)	0	0	0	0.00	0.00	0	0.00
	Sub Total(A)(1)	4	75600	0	2.83	2.83	0	0.00
2	Foreign							
a	Individuals (Non-Residents Individuals/ Foreign Individuals)	0	0	0	0.00	0.00	0	0.00
b	Bodies Corporate	0	0	0	0.00	0.00	0	0.00
c	Institutions	0	0	0	0.00	0.00	0	0.00
d	Qualified Foreign Investor	0	0	0	0.00	0.00	0	0.00
e	Any Others(Specify)	0	0	0	0.00	0.00	0	0.00
	Sub Total(A)(2)	0	0	0	0.00	0.00	0	0.00
	Total Shareholding of Promoter and Promoter Group (A) = (A)(1)+(A)(2)	4	75600	0	2.83	2.83	0	0.00
(B)	Public shareholding							
1	Institutions							
(a)	Mutual Funds/ UTI	0	0	0	0.00	0.00	0	0.00
(b)	Financial Institutions/ Banks	0	0	0	0.00	0.00	0	0.00
(c)	Central Government/ State Government(s)	0	0	0	0.00	0.00	0	0.00
(d)	Venture Capital Funds	0	0	0	0.00	0.00	0	0.00
(e)	Insurance Companies	0	0	0	0.00	0.00	0	0.00
(f)	Foreign Institutional Investors	0	0	0	0.00	0.00	0	0.00
(g)	Foreign Venture Capital Investors	0	0	0	0.00	0.00	0	0.00
(h)	Qualified Foreign Investor	0	0	0	0.00	0.00	0	0.00
(i)	Any Other (specify)	0	0	0	0.00	0.00	0	0.00
	Sub-Total (B)(1)	0	0	0	0.00	0.00	0	0.00
B 2	Non-Institutions							
(a)	Bodies Corporate	2	14000	0	0.52	0.52	0	0.00
(b)	Individuals			0				
i	Individuals - i. Individual shareholders holding nominal share capital up to Rs 1 Lakh	454	204282	0	7.65	7.65	0	0.00
ii	Individual shareholders holding nominal share capital in excess of Rs. 1 Lakh.	52	2036389	1876000	76.27	76.27	0	0.00
(c)	Qualified Foreign Investor	0	0	0.00	0.00	0.00	0	0.00
(d)	Any Other (HUF)	14	339729	298000	12.72	12.72	0	0.00
	Sub-Total (B)(2)	522	2594400	2174000	97.17	97.17	0	0.00
(B)	Total Public Shareholding (B) = (B)(1)+(B)(2)	522	2594400	2174000	97.17	97.17	0	0.00
	TOTAL (A)+(B)	526	2670000	2174000	100.00	100.00	0	0.00
(C)	Shares held by Custodians and against which Depository Receipts have been Issued							
1	Promoter and Promoter Group	0	0	0	0.00	0.00	0	0.00
2	Public	0	0	0	0.00	0.00	0	0.00
	Sub-Total (C)	0	0	0	0.00	0.00	0	0.00
	GRAND TOTAL (A) + (B) + (C)	526	2670000	2174000	100.00	100.00	0	0.00





(i)(b) Statement showing holding of securities (including shares, warrants, convertible securities) of persons belonging to the category "Promoter and Promoter Group"

Sr. No.	Name of the shareholder	Details of Shares held		Encumbered shares (*)			Details of warrants		Details of convertible securities		Total shares (including underlying shares assuming full conversion of warrants and convertible securities) as a % of diluted share
		Number of shares held	As a % of grand total (A)+(B)+(C)	No.	As a percentage	As a % of grand total (A)+(B)+(C) of sub-clause (i)(a)	Number of warrants held	As a % total number of warrants of the same class	Number of convertible securities held	As a % total number of convertible securities of the same class	
(I)	(II)	(III)	(IV)	(V)	(VI)=(V)/(III)*100	(VII)	(VIII)	(IX)	(X)	(XI)	(XII)
1	R P Garg	30000	1.12	0	0.00	0.00	0.00	0.00	0.00	0.00	1.12
2	Kiran Garg	17600	0.66	0	0.00	0.00	0.00	0.00	0.00	0.00	0.66
3	Heman Garg	26000	0.97	0	0.00	0.00	0.00	0.00	0.00	0.00	0.97
4	Dushan Garg	2000	0.07	0	0.00	0.00	0.00	0.00	0.00	0.00	0.07
TOTAL		75600	2.83	0	0.00	0.00	0.00	0.00	0.00	0.00	2.83

(*) The term "encumbrance" has the same meaning as assigned to it in regulation 28(3) of the SAST Regulations, 2011


Ray



(I)(c)(i) **Statement showing holding of securities (including shares, warrants, convertible securities) of persons belonging to the category "Public" and holding more than 1% of the total number of shares**


Sr. No.	Name of the shareholder	Number of shares held	Shares as a percentage of total number of shares (i.e., Grand Total (A)+(B)+(C) indicated in Statement at para (I)(a) above)	Details of warrants		Details of convertible securities		Total shares (including underlying shares assuming full conversion of warrants and convertible securities) as a % of diluted share capital
				Number of warrants held	As a % total number of warrants of the same class	Number of convertible securities held	% w.r.t total number of convertible securities of the same class	
1	Neeraj Jain	200000	7.49	0	0	0	0	7.49
2	Kamal Ahuja	180000	6.74	0	0	0	0	6.74
3	Ashok Jain	100000	3.75	0	0	0	0	3.75
4	Ravinder Kumar (HUF)	75000	2.81	0	0	0	0	2.81
5	Harinder Kalra (HUF)	75000	2.81	0	0	0	0	2.81
6	Mohanlal Bhimraj Shah	54000	2.02	0	0	0	0	2.02
7	Milan Mohanlal Shah	54000	2.02	0	0	0	0	2.02
8	Nilam Milan Shah	54000	2.02	0	0	0	0	2.02
9	Dipeshkumar Mohanlal Shah	54000	2.02	0	0	0	0	2.02
	Mamtaben Dipeshkumar Shah	54000						2.02
10			2.02	0	0	0	0	2.02
11	Rajeshkumar Mohanlal Shah	54000	2.02	0	0	0	0	2.02
12	Mamta Rajeshkumar Shah	54000	2.02	0	0	0	0	2.02
13	Sharad Mohanlal Shah	54000	2.02	0	0	0	0	2.02
	Jayshreeben Sharadkumar Shah	54000						2.02
14			2.02	0	0	0	0	2.02
15	Anish Purushottam Khetan	50000	1.87	0	0	0	0	1.87
16	Umesh Soni	50000	1.87	0	0	0	0	1.87
17	Kailash Soni	50000	1.87	0	0	0	0	1.87
18	Sushil Kumar Agarwal	41250	1.54	0	0	0	0	1.54
19	Manoj Bhajanka	40000	1.50	0	0	0	0	1.50
20	Uttam Kumar Saha	40000	1.50	0	0	0	0	1.50
21	Anshu Jain	40000	1.50	0	0	0	0	1.50
22	Vikas Jain	40000	1.50	0	0	0	0	1.50
23	Anil Gupta	40000	1.50	0	0	0	0	1.50
24	Alpana Gupta	40000	1.50	0	0	0	0	1.50
25	Namita Agarwal	40000	1.50	0	0	0	0	1.50
26	Ashish Agarwal	40000	1.50	0	0	0	0	1.50
27	Binita Agarwal	38750	1.45	0	0	0	0	1.50
28	Jyoti Gupta	30000	1.12	0	0	0	0	1.45
29	Amit Gupta	30000	1.12	0	0	0	0	1.12
30	Bimla	30000	1.12	0	0	0	0	1.12
31	Vikas Goyal	30000	1.12	0	0	0	0	1.12
32	Nidhi Goyal	30000	1.12	0	0	0	0	1.12
								1.12
	TOTAL	1816000	68.01	0	0	0	0	68.01

Ray




(i)(c)(ii) Statement showing holding of securities (including shares, warrants, convertible securities) of persons (together with PAC) belonging to the category "Public" and holding more than 5% of the total number of shares of the Company

Sr. No.	Name(s) of the shareholder(s) and the Persons Acting in Concert (PAC) with them	Number of shares	Shares as a percentage of total number of shares (i.e., Grand Total (A)+(B)+(C) indicated in Statement at para (i)(a) above)	Details of warrants		Details of convertible securities		Total shares (including underlying shares assuming full conversion of warrants and convertible securities) as a % of diluted share capital
				Number of warrants	As a % total number of warrants of the same class	Number of convertible securities held	% w.r.t total number of convertible securities of the same class	
1	Neeraj Jain	200000	7.49	0	0	0	0	7.49
2	Kamal Ahuja	180000	6.74	0	0	0	0	6.74
TOTAL		380000	14.23	0	0	0	0	14.23






(I)(d) Statement showing details of locked-in shares

Sr. No.	Name of the shareholder	Number of locked-in shares	Locked-in shares as a percentage of total number of shares (i.e., Grand Total (A)+(B)+(C) indicated in Statement at para (I)(a) above}
1	Neeraj Jain	200000	7.49
2	Kamal Ahuja	140000	5.24
3	Ashok Jain	100000	3.75
4	Ravinder Kumar HUF	75000	2.81
5	Harinder Kalra HUF	75000	2.81
6	Mohanlal Bhimraj Shah	54000	2.02
7	Milan Mohanlal Shah	54000	2.02
8	Nilam Milan Shah	54000	2.02
9	Dipeshkumar Mohanlal Shah	54000	2.02
10	Mamtaben Dipeshkumar Shah	54000	2.02
11	Rajeshkumar Mohanlal Shah	54000	2.02
12	Mamta Rajeshkumar Shah	54000	2.02
13	Sharad Mohanlal Shah	54000	2.02
14	Jayshreeben Sharadkumar Shah	54000	2.02
15	Anish Purushottam Khetan	50000	1.87
16	Umesh Soni	50000	1.87
17	Kailash Soni	50000	1.87
18	Sushil Kumar Agarwal	41250	1.54
19	Manoj Bhajanka	40000	1.50
20	Uttam Kumar Saha	40000	1.50
21	Anshu Jain	40000	1.50
22	Vikas Jain	40000	1.50
23	Anil Gupta	40000	1.50
24	Alpana Gupta	40000	1.50
25	Namita Agarwal	40000	1.50
26	Ashish Agarwal	40000	1.50
27	Binita Agarwal	38750	1.45
28	Jyoti Gupta	30000	1.12
29	Amit Gupta	30000	1.12
30	Bimla	30000	1.12
31	Vikas Goyal	30000	1.12
32	Nidhi Goyal	30000	1.12
33	Ankit Jain	22500	0.84
34	Megha Jain	22500	0.84
35	Sanju Jain	25000	0.94
36	Rajiv Nayan	25000	0.94
37	Ankur Jain	22500	0.84
38	Ayushi Jain	22500	0.84
39	Sanjay Goyal And Sons (HUF)	24000	0.90
40	Ramesh Goyal (HUF)	24000	0.90
41	Raji Goyal	24000	0.90
42	Arun Goyal	24000	0.90
43	Preeti	24000	0.90
44	Ramesh Goyal	24000	0.90
45	Sanjay Goyal	24000	0.90
46	Kamal Deep Jain	22500	0.84
47	Sangeeta Jain	22500	0.84
48	Trishla Jain	22500	0.84
49	Garvit Jain	22500	0.84
TOTAL		2174000	81.42



(ii)(a) <u>Statement showing details of Depository Receipts (DRs)</u>				
Sr. No.	Type of outstanding DR (ADRs, GDRs, SDRs etc.)	Number of outstanding DRs	Number of shares underlying outstanding DRs	Shares underlying outstanding DRs as a percentage of total number of shares (i.e., Grand Total (A)+(B)+(C) indicated in Statement at para (i)(a) above)
			Not Applicable	
	TOTAL			

(ii)(b) <u>Statement showing holding of Depository Receipts (DRs), where underlying shares held by "promoter/promoter group" are in excess of 1% of the total number of shares</u>				
Sr. No.	Name of the DR Holder	Type of outstanding DR (ADRs, GDRs, SDRs, etc.)	Number of shares underlying outstanding DRs	Shares underlying outstanding DRs as a percentage of total number of shares (i.e., Grand Total (A)+(B)+(C) indicated in Statement at para (i)(a) above)
Not Applicable				
TOTAL				

Rayanti S Chatterjee

